


LWL Sharing (1A and 1B)

CHEUNG NGA CHING



This photo shows me the process of water purification.

CHEUNG TSZ WA



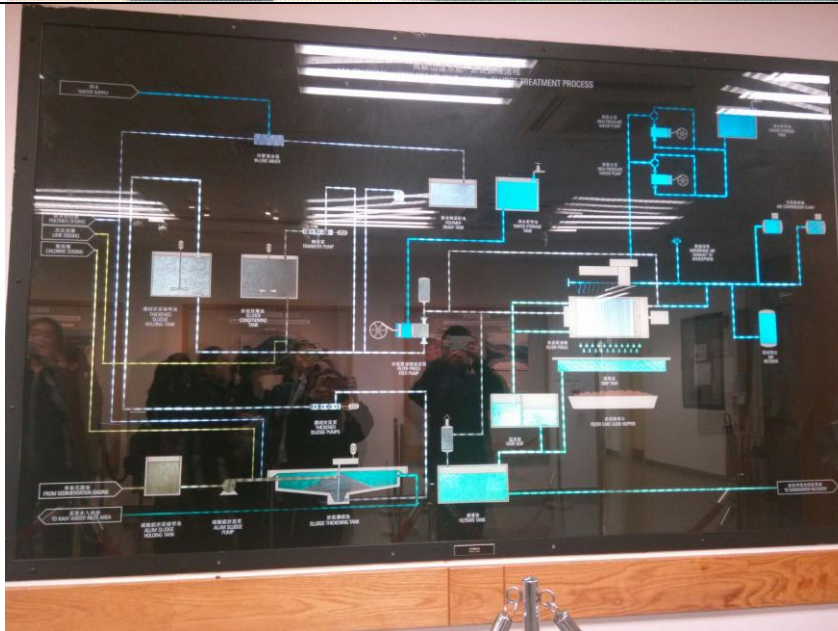
In this picture, it shows that there are many facilities of pureeing the water. It makes the water filter big that it can provide for whole district.

CHU WING YIU



The computer can instead the staff member to control some water filters such as they can call staff member when they find some water filters have problems.

HO KWAN YU ANNE



This picture shows the process of filtration. The process is very complicated. It needs to go through many steps . It tells me to treasure water is very important.

HUI IP YIM



This a machine which can make the mud change from solid to liquid. It is very smelly and dirty.

LAM HING LAM



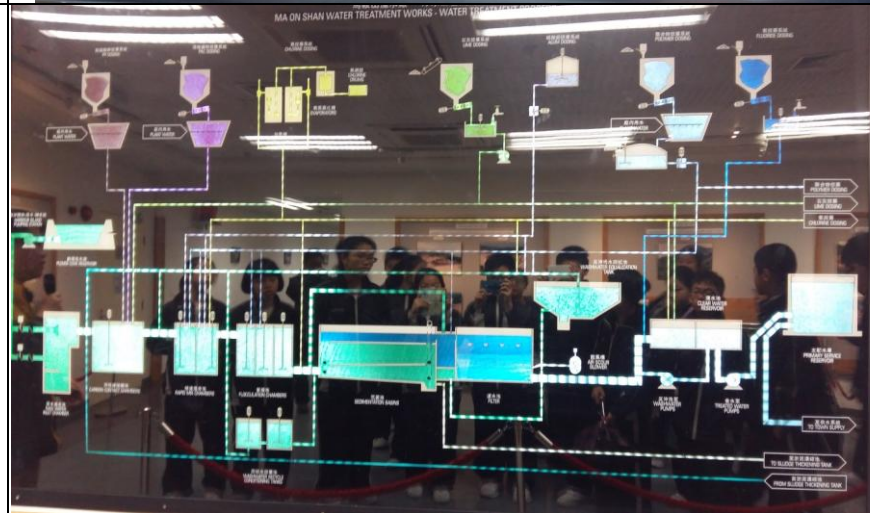
This photo shows how to filter the water by using different density of sand and small stones. The filter tank can remove the impurities of water.

LEE TRUMAN KA ON



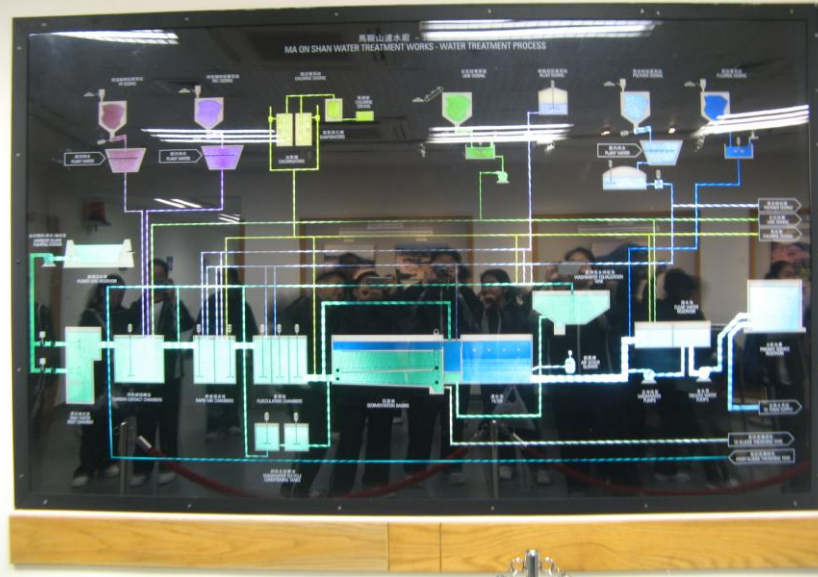
This is a sedimentation tank. After sedimentation, the water will be clean and go to the filtration tank.

MAK CHING YEUNG



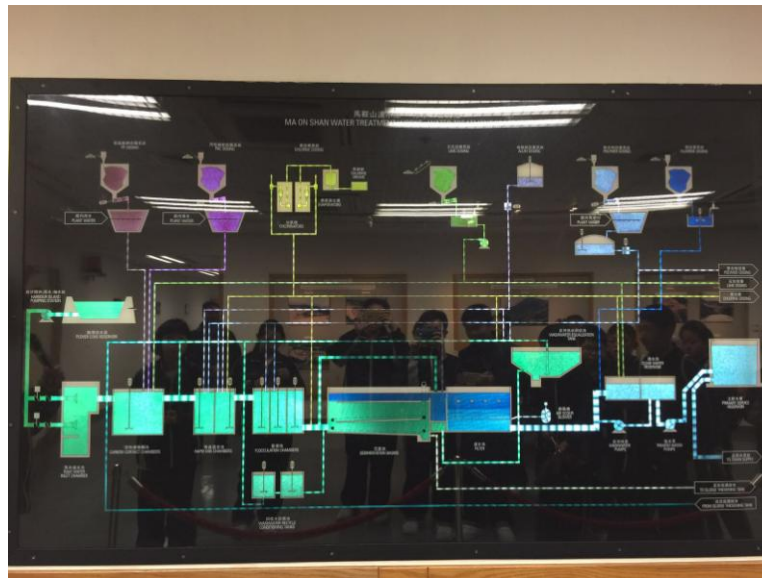
This photo shows us how the water treatment factory clean the water, I think it is very interesting.

NG YAN YU



This water treatment process shows us some important steps of how the dirty water change into the clean water in the water treatment works.

PUT TSZ CHING



The photo is about how did the water filtrate by the chemicals

YICK PO WA



This photo is showing what I took in Ma On Shan Water treatment. It is a figure which introduce how the water treatment works successfully.